





Exams and accredited courses at Bents Green School



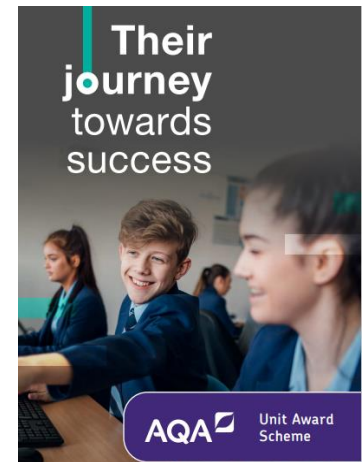

Many different accredited opportunities for student at BG woven into the curriculum.



Moving On Accreditation



PFA & PSD - Years 10 & 11 @ Westfield



Assessment type;

ASDAN PSD – Ongoing course work (Y10 & Y11)

Btec – Ongoing course work (Post 16)

OCR PE – Mixture of coursework/ practical assessments /written exams (Y10 & Y11)

Entry-level English – Written papers for reading and writing plus speaking exams – completed in the classroom in test conditions (Y10 & Y11)

Maths Entry level – Written papers (test conditions) and or worksheets (Y10 & Y11)

Science Entry level – 3 written papers (Bio, Chem, Physics) and 3 teacher devised assessments (completed in class) (Y10 & Y11)

Unit Award Scheme – ongoing course work (Post 16)

GCSE Subjects

AQA Maths

- In hall – consider exam rule
- AA arrangements apply
- Formulae sheet provided in exam

Maths GCSE Foundation tier (grades 1 – 5) – 3 Exam papers

Paper 1: non-calculator

What's assessed

Content from any part of the specification may be assessed

How it's assessed

- written exam: 1 hour 30 minutes
- 80 marks
- non-calculator
- 33⅓% of the GCSE Mathematics assessment

Questions

A mix of question styles, from short, single-mark questions to multi student progresses through the paper.

Paper 2: calculator

What's assessed

Content from any part of the specification may be assessed

How it's assessed

- written exam: 1 hour 30 minutes

Paper 3: calculator

What's assessed

Content from any part of the specification may be assessed

How it's assessed

- written exam: 1 hour 30 minutes
- 80 marks
- calculator allowed
- 33⅓% of the GCSE Mathematics assessment

Questions

A mix of question styles, from short, single-mark questions to multi-step problems. The mathematical demand increases as a student progresses through the paper.

lems. The mathematical demand increases as a

Things to consider....

- we provide all necessary equipment for the GCSE Maths exams, calculators, protractors, compasses etc.
- we do have policies if students are late for exams (see website)
- It is very important that any messages regarding illness are sent to school on exam day of absences and the reasons why (special considerations)



AQA

City & Guilds

CCEA

OCR

Pearson


WJEC

NO MOBILE PHONES

NO WATCHES

NO MP3/4 PLAYERS

**NO POTENTIAL TECHNOLOGICAL/WEB
ENABLED SOURCES OF INFORMATION**



Possession of unauthorised items, such as a mobile phone or any watch, is a serious offence and could result in

DISQUALIFICATION

from your examination and your overall qualification.

This poster must be displayed in a prominent place outside each examination room.

How are we supporting our students at school?

- Giving students information about the structure of the assessment. (having a go at mocks where appropriate)
- Extra intervention sessions in place on the timetable for maths and English to help support students catching up
- PSD lessons specifically targeting exam season stress and how to cope with it.
- Practical help on how best to revise.

Access arrangements

- 25% extra time
 - Reader/comp reader
 - Scribe
 - PA
 - Any other needs
-
- All students have access to the appropriate arrangements

Key Dates

- Coursework deadline Fri 21st April
- OCR CamNat Sports Studies Fri 21st April

- AQA GCSE Maths Paper 1 Fri 19 May AM
- AQA GCSE Maths Paper 2 Wed 7 Jun AM
- AQA GCSE Maths Paper 3 Wed 14 Jun AM

- **Assessment week for P16 w/c 8-19 May**

- Results Day Thursday 24 August 2023

- Final Exam contingency day Wed 28th June, students should be available until Thurs 29 June, should there be any issues

- Pathway 4 – Equals Moving On curriculum is accredited on an ongoing basis.

Information for candidates Using social media and examinations/assessments



Image by Patrice Jones

This document has been written to help you stay within exam regulations.

Please read it carefully.

We all like to share our experiences when taking exams and sharing ideas with others online can be helpful when you're studying or revising.

However, it is important to consider what you say and to think about what information is being shared as there are limits to what you can share and you need to be careful not to break the rules. The rules are in place to ensure that exams are fair to everyone, students don't become worried about false rumours and any real issues can be sorted out quickly by the right people.

We'd like to ask you to act responsibly when discussing online. If you're in doubt about what you can and can't discuss online regarding your exams, it's always best to check with your teacher.

If you receive what is or what looks to be assessment related information through social media, or any other means, you must tell your teacher or another member of staff. You must show them what you have received (if available). They will then report the matter to the awarding body and it will be investigated.

Where candidates breach the rules for examinations, controlled assessments, coursework or non-examination assessments, awarding bodies have an obligation to investigate and may apply penalties.



Image by Ben Wight

You need to know that the following would be malpractice:

- copying or allowing work to be copied – e.g. posting written work on social networking sites prior to an examination/assessment;
- collusion: allowing others to help produce your work or helping others with theirs;
- asking others about what questions your exam will include (even if no one tells you);
- having or sharing details about exam questions before the exam - whether you think these are real or fake; or
- not telling exam boards or your school/college about exam information being shared.

Penalties that awarding bodies apply include:

- a written warning;
- the loss of marks for a section, component or unit;
- disqualification from a unit, all units or qualifications; or
- a ban from taking assessments or exams for a set period of time.

Please take the time to familiarise yourself with the JCQ rules:

<http://www.jcq.org.uk/exams-office/information-for-candidates-documents>



We will be using resources from national organisations such as.....

Balance Activity

This activity is helpful for children to identify things they can do to release the pressures of revision and exams.

- Using the wings template, ask children to fill out one side of the butterfly with what needs to get done in their school work (and possible worries).
- Then ask them to think about all the things they do (or could do) to get a good balance in the run up to tests or exams, e.g. playing sport, going out with a friend, reading a good book, watching their favourite programme.
- Some children may not be able to think of many positive activities to do with their time, so it might be good to do this in pairs or small groups.
- Explain the importance of having a good mix to help them relax, de-stress and recharge. And encourage them to put these positive activities into their revision timetable too.



EXAM STRESS EXAM BUDDY

Tips and advice database



<https://riseabove.org.uk/article/how-to-ace-an-exam>



Wellbeing Toolkit

How do I know when I'm stressed?

Things that I can do to support my mental wellbeing:

every week:

when I'm stressed:

student minds



Advice schools are giving students to manage their stress

Getting into a good sleep routine

- Regular sleep and wake times.
- Reduce screen time before bed.
- Do something relaxing before bed like yoga or reading.
- Use an alarm clock rather than your phone, to reduce temptation to sit and scroll in the morning.
- Keep your room tidy and change your bedsheets regularly.
- Write down to-dos and worries before bed so it's easier to switch off.

Be mindful of your environment

- Clean and declutter.
- Spend time outdoors in the fresh air and nature.
- Take in the beauty of your surroundings.

Making time for physical activity

- Go for a walk or a bike ride.
- Try something gentle like yoga or pilates.
- Take up a team sport and get to know other people.

Thinking about food

- Eat a balanced diet; check out this resource from the Blurt Foundation which gives helpful tips on how to use diet to boost your wellbeing.
- Treat yourself!
- Cook for yourself and learn a new skill.
- Drink lots of water.



5 minutes

- Make a cup of tea and enjoy it undistracted.
- Cuddle a pet or soft toy.
- Write a to-do list.
- Text a friend.

10 minutes

- Do a guided meditation.
- Take a walk.
- Do a quick tidy and clean of your room/workspace.
- Listen to your favourite songs.

30 minutes

- Take exercise - yoga, a run, a brisk walk.
- Call a friend or family member for a catch-up.
- Have a nap.

How can you help at home?

The signs of exam stress can be difficult to spot, especially in young people who may not recognise, or be able to verbalise, the way they're feeling. Boys, especially, tend to be less open about their emotions, which can make them harder to help.

Signs to look out for include:

Mood changes, such as being tearful, angry or withdrawn.

Not wanting to go to school.

Complaining of stomach aches, headaches, or other physical symptoms.

Spending excessive amounts of time on [homework](#) or [revision](#), or alternatively, hiding or avoiding schoolwork.

A reluctance to talk about school or exams.

Changes in their sleeping or eating habits.

Low self-esteem, such as calling themselves 'stupid' or saying they're 'rubbish' at certain subjects.

Reacting extremely if they make mistakes in their work, or if you try to encourage them to have a break.

Ultimately, parents know their children best, so if you've noticed any changes in your child's behaviour, it's important to try to have a conversation with them about how they're feeling.

How can you help at home?

Keep in regular contact with tutors – they will inform you of any upcoming assessments and topics that need to be revised.

Encourage students to have a good sleeping and eating routine.

Help students to set up a work/revision area at home.

Make sure that there is plenty of time for rest and fun activities each day.

Let us know if you notice any signs of stress or anxiety in students and/or if you are concerned about them in any way.

We will keep in touch...

- As guidance is updated we will inform you of any significant changes
- Results day **24th August 2023**
- Results to be collected from Gleadless site (results can be posted home)
- Celebration assembly – late Oct/early Nov.
- Leaving date June 23rd . (Y11 and Y14 only)

Complaints

- See website for our policy.
- If you want to complain about anything following results day - August 24th – contact school and we will support.

Any Questions?

- If you do have any further questions about anything exam/ accredited course related please do get in touch with myself or you child's tutor team.
- enquiries@bentsgreen.sheffield.sch.uk